

HOSE RACKS (Pin Type)

For Brass Rack Nipple, Wall Bracket or Pipe Clamp Mountings



3350 Series

Series 3350 Semi-automatic Swinging Pin Type Racks are used to store hose and permit one man operation of complete unit. Trigger mechanism stops water at first fold of hose, after valve is opened, until preceding folds are free of rack. **U/L listed and FM approved.** (Note Fig. No. 3359 not U/L).

Standard Equipment: Constructed of 16 gauge cold rolled steel with welded all steel cover, trigger mechanism and combination nozzle clip. Red enamel finish. Pins furnished to maximum length of hose allowed. (No nozzle clip No. 3359)

Optional Finish: 95 - Chrome Plated

NOTE
Add Suffix 91 for pipe clamp bracket.
Add Suffix 92 for wall mounting bracket.

NOTE
When ordering or specifying advise size, type and length of hose and size of valve to be used with hose rack.

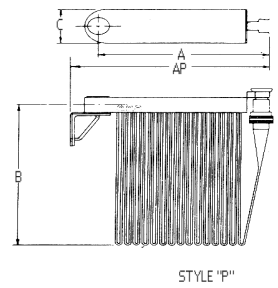
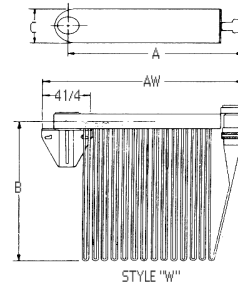
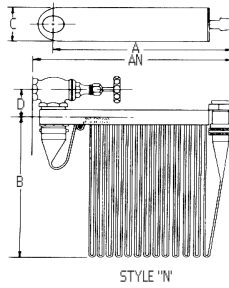


Figure Number	Life Lined Hose Capacity of Rack	Valves and hose	A	AN	AP	AW	B	C	D
3351	50'-75'	1 1/2 X 1 1/2	17 7/8	19 3/4	20 7/8	20	23	4 1/8	3 7/8
3352	100'-125'	1 1/2 X 1 1/2	17 7/8	19 3/4	20 7/8	20	25	4 1/8	3 7/8
3355	50'-75'	2 1/2 X 1 1/2	17 3/8	20 1/16	-	-	23	4 1/8	5
3356	100'-125'	2 1/2 X 1 1/2	17 3/8	20 1/16	-	-	25	4 1/8	5
3359	50'-75'-100'-125'	2 1/2 X 2 1/2	16 1/2	19 1/4	N/A	N/A	On. Appl.	6	5

NOTE: For SJ Rubber lined hose add 3" to A, AN, AP; add 5" to B .

HOSE RACK MOUNTING NIPPLE



3365 Series

Used to adapt pipe thread to hose thread and support hose rack from double female angle valve.

STANDARD EQUIPMENT: Cast brass finish. 1 1/2" or 2 1/2" sizes.

OPTIONAL: Figure 3370 - 2 1/2 available Male X Female for use with existing FE X MA thread Angle Valve.



Figure No. 3370

Figure No.	Size
3365	1 1/2"
3366	2 1/2"
3370	2 1/2"

Optional Finishes Use suffix For Finish	
PB	Pol. Brass
RC	Rgh. Chrome
PC	Pol. Chrome

**SPECIFY THREAD
SPECIFY SUFFIX IF OTHER THAN CAST BRASS FINISH IS REQUIRED**